

Thank you for choosing Richell's Product. Please read this instruction manual carefully before using this product, and keep it for future reference. If you give this product to someone else, please also give this instruction manual to the new owner. Please note some parts of the figures shown below may be slightly different from the actual product, for your better understanding of the structure and proper use.

## Features

- Top Entry keeps cat litter in!
- Cats (We) love both the privacy and security.
- Filter lid helps remove litter.
- Designed to be used with clumping cat litter.
- Includes Litter Scoop.

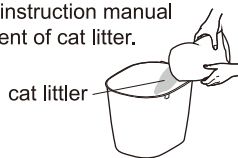
## Use

- This product is designed for use as indoor cat litter box.

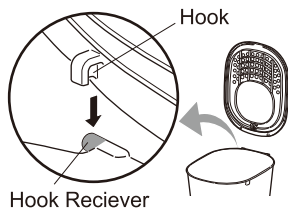
## Before use

(1) Put in the clumping cat litter.

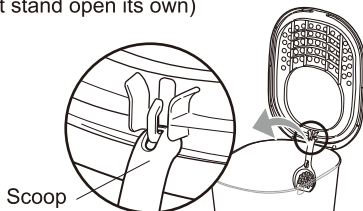
※ Please follow the cat litter instruction manual for the amount and treatment of cat litter.



(2) Attach the hook on the filter lid to the hook receiver on the back of the main unit.



(3) Hang the scoop inside of the hook and close the filter lid. (Lid does not stand open its own)




## Instructions of Proper Use

### ⚠ Warning


- Do not use this product for any other use.
- Do not use this product as a chair or steps.
- Do not place near fire.

## Litter box training guide

(1) **Privacy, Please;** Place the litter box where your cat can be comfortable (a corner of the room where it is dark). Once its placed, please do not remove.



(2) **Where is my box?;** When your cat starts to sniff around and becomes anxious, bring your cat near the litter box.



(3) **Job well done!;** After your cat successfully use the litter box, praise them. The cat remembers the litter box faster when praising continuously about a week. (Please be patient.)



(4) **Accidents happen;** When your cat misses the litter box, wipe the area with a paper towel to remove any odor marks.



(Put the soiled paper towel inside the litter box to leave the odor mark in, so your cat can track back inside not outside of the litter box.)

<Transition to this product with ease>

- Please start by mixing up to new cat litter and used cat litter from previous cat litter box. And pour into this product. It makes an easier transition for your cat to understand this as their own bathroom.

## How to clean

- Use a mild detergent and water and clean with a soft sponge.
- Cleaning with a scrub brush and/or using a polishing powder may cause scratches.
- Do not use harsh chemicals such as thinner, benzene or alcohol.
- Use cresole and other disinfectants in accordance with the instructions for each disinfectant.
- After wash, dry in the shaded area away from direct sunlight.

## Specification

UPC	803840 60004-7 803840 60005-4 803840 60006-1
Dimension	15.7"W x 20.1"D x 15"H
Material	Polypropylene
Estimated weight	up to 13.2 lbs.

- Please note that product specifications and design may change without prior notice for the purpose of quality improvement.
- If you have any comments regarding the product, please contact us using the contact information below.



Designed by:  
Richell Corporation, Japan  
Distributed by:  
**Richell USA, Inc.**  
Grand Prairie, Texas 75050  
Phone (972) 641-9795 Fax (972) 641-8495  
Visit us at [www.richellusa.com](http://www.richellusa.com)  
MADE IN JAPAN